

REPORT

Census of the ERMA Graduates 2000-2015

by

ERMA Tutors Team
25th October, 2016

CONTENTS

Introduction. p.1

1. Number of participants per generation. p.1
2. Disciplinary field of expertise, p.2
3. Occupational status, p.3
4. Sector of employment, p.3
5. Further studies tendency, p.4
6. Type of further studies, p.4
7. Perception of ERMA quality, p.5
8. Perception of ERMA impact on professionalization, p.5
9. Perception of ERMA impact on educational profile, p.6
10. Perception of ERMA impact on personal life, p.6
11. Involvement in the activities of the future ERMA Alumni Association, p.7

INTRODUCTION

The ERMA Alumni Census was aimed to gather information of the ERMA Graduates from 2000-2015 as a first step of the preparation process for establishing the official ERMA Alumni Association.

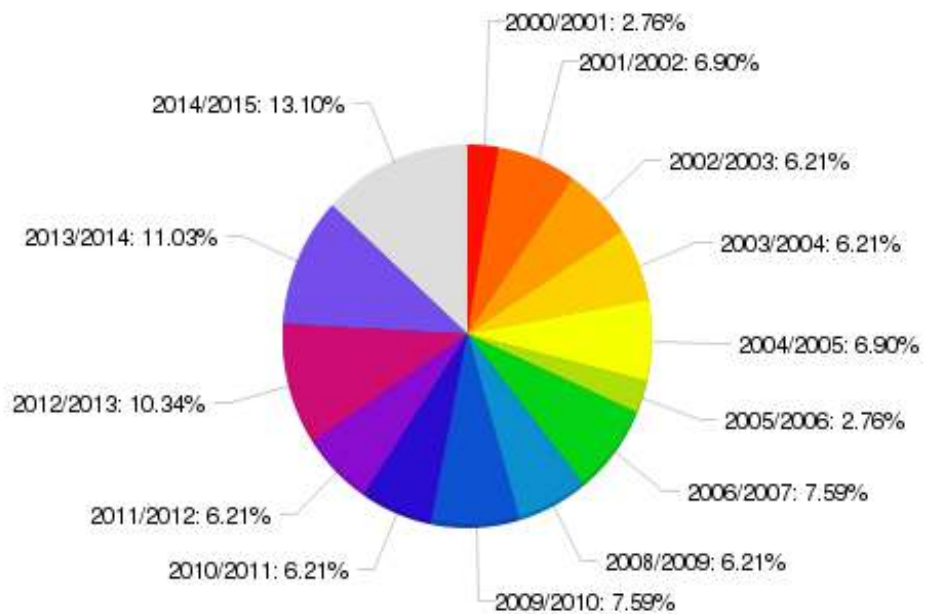
The ERMA Alumni Census was carried out through online survey realized with the support of EsurveyCreator Program from 1st September until 20 October. Out of 400 contacted graduates, 145 of them have responded to the survey or 36.25 %, which is a very solid result having in mind that the survey is the first one of its type created since the beginning of the Programme in 2000.

Hereafter is presented the most interesting data emerging from the survey. Other data are collected and available in the form of excel spreadsheet. The collected data will be used solely for the purposes of the ERMA Programme's development.

1. NUMBER OF PARTICIPANTS PER GENERATION

Number of participants: 145

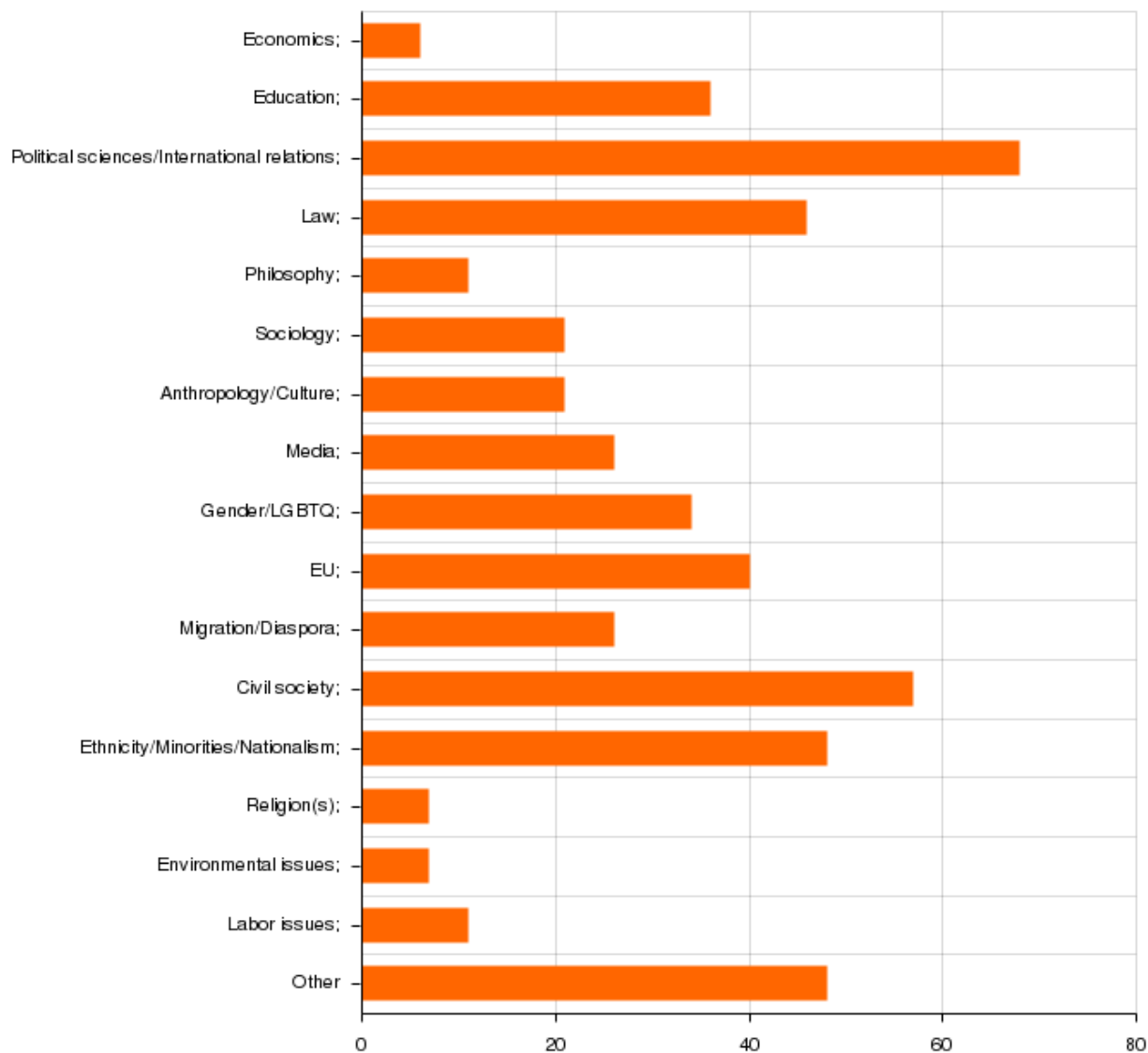
4 (2.8%): 2000/2001
10 (6.9%): 2001/2002
9 (6.2%): 2002/2003
9 (6.2%): 2003/2004
10 (6.9%): 2004/2005
4 (2.8%): 2005/2006
11 (7.6%): 2006/2007
9 (6.2%): 2008/2009
11 (7.6%): 2009/2010
9 (6.2%): 2010/2011
9 (6.2%): 2011/2012
15 (10.3%): 2012/2013
16 (11.0%): 2013/2014
19 (13.1%): 2014/2015



2. DISCIPLINARY FIELD OF EXPERTISE

Number of participants: 145 (multiple answers)

6 (4.1%): Economics;
36 (24.8%): Education;
68 (46.9%): Political sciences/International relations;
46 (31.7%): Law;
11 (7.6%): Philosophy;
21 (14.5%): Sociology;
21 (14.5%): Anthropology/Culture;
26 (17.9%): Media;
34 (23.4%): Gender/LGBTQ;
40 (27.6%): EU;
26 (17.9%): Migration/Diaspora;
57 (39.3%): Civil society;
48 (33.1%): Ethnicity/Minorities/Nationalism;
7 (4.8%): Religion(s);
7 (4.8%): Environmental issues;
11 (7.6%): Labor issues;
48 (33.1%): Other

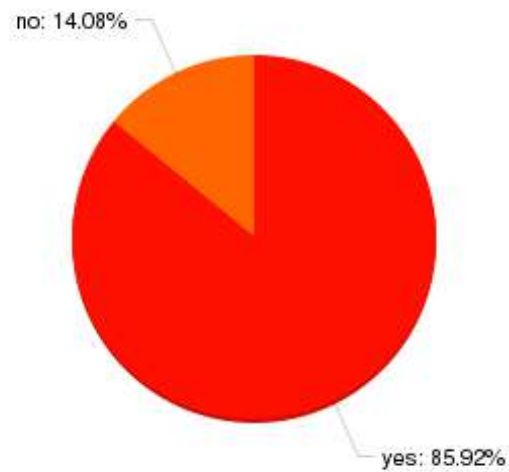


3. OCCUPATIONAL STATUS: ARE YOU CURRENTLY WORKING?

Number of participants: 142

122 (85.9%): yes

20 (14.1%): no



4. SECTOR OR BUSINESS

Number of participants: 123

13 (10.6%): Governmental Organizations

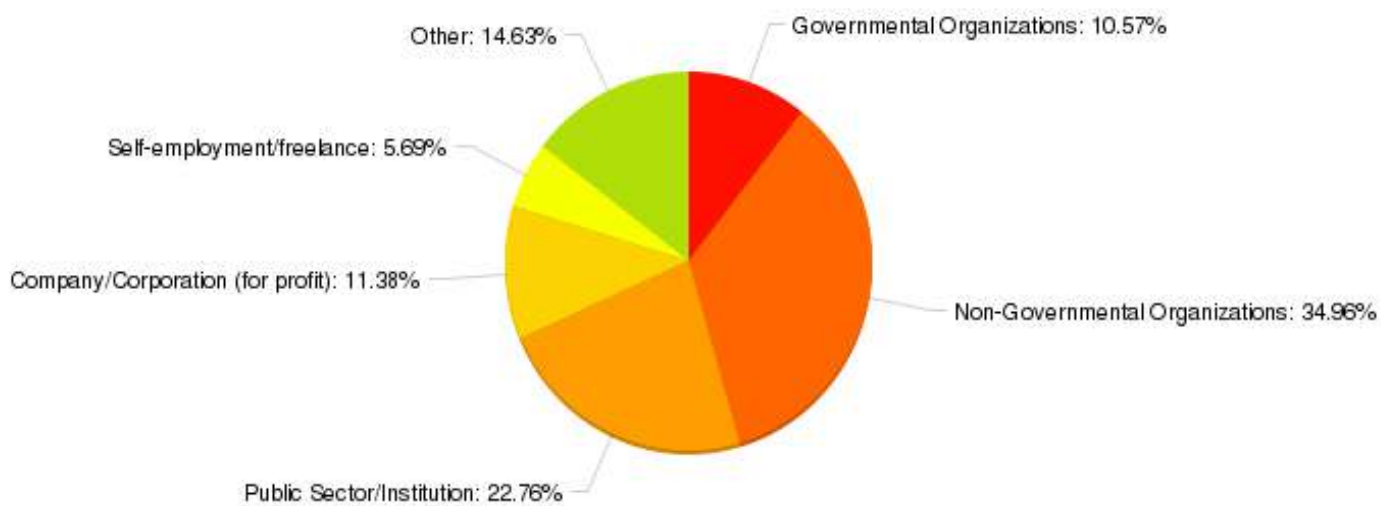
43 (35.0%): Non-Governmental Organizations

28 (22.8%): Public Sector/Institution

14 (11.4%): Company/Corporation (for profit)

7 (5.7%): Self-employment/freelance

18 (14.6%): Other

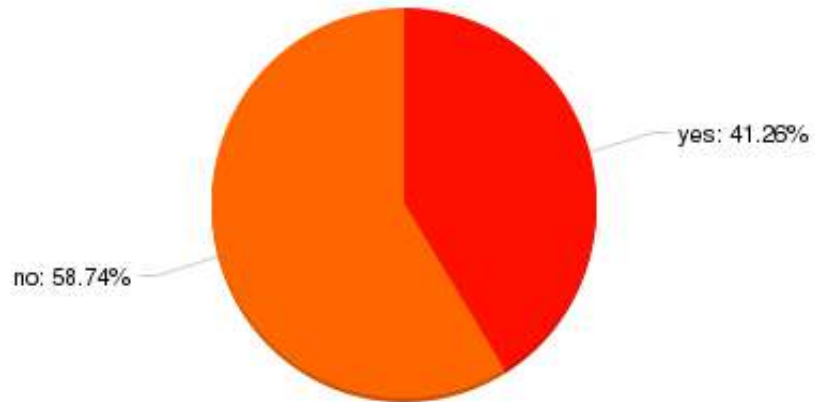


5. FURTHER STUDIES TENDENCY: DID YOU START ANY OTHER ACADEMIC PROGRAMME AFTER ERMA GRADUATION?

Number of participants: 143

59 (41.3%): yes

84 (58.7%): no



6. WHAT TYPE OF PROGRAMME?

Number of participants: 58

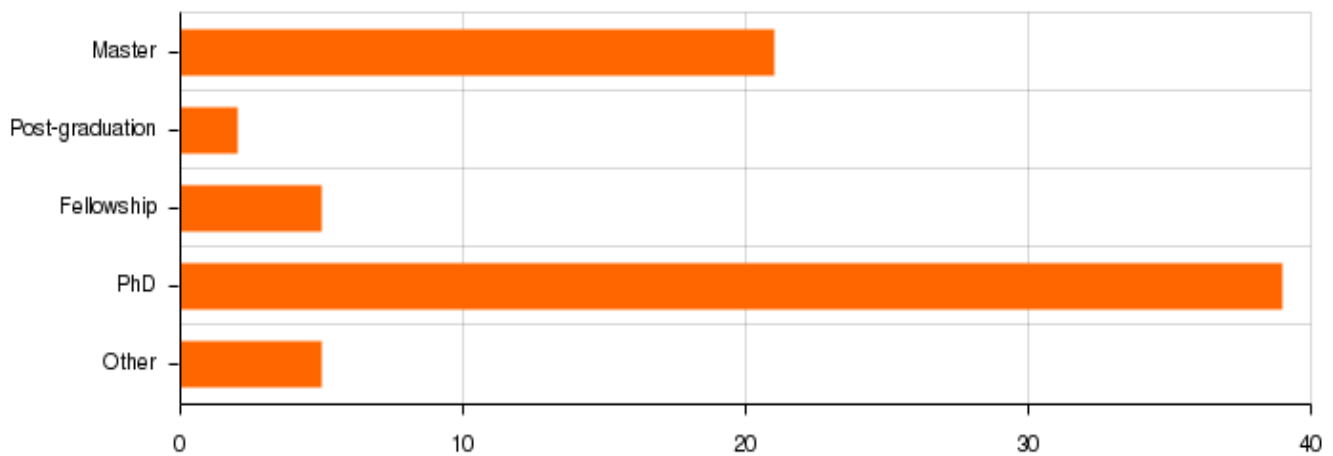
21 (36.2%): Master

2 (3.4%): Post-grad

5 (8.6%): Fellowship

39 (67.2%): PhD

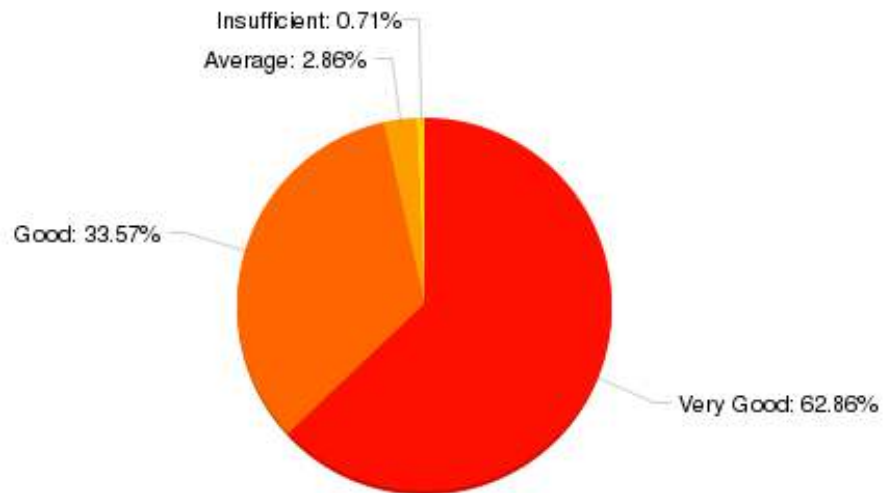
5 (8.6%): Other



7. WHAT IS YOUR OPINION ABOUT THE QUALITY OF THE ERMA PROGRAMME?

Number of participants: 140

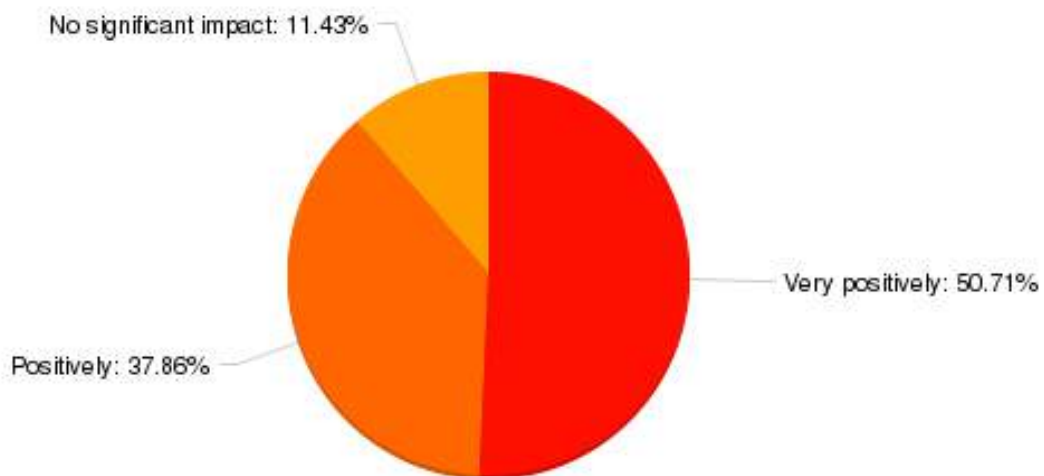
88 (62.9%): Very Good
47 (33.6%): Good
4 (2.9%): Average
1 (0.7%): Insufficient



8. HOW DID YOUR ERMA EXPERIENCE IMPACT ON YOUR PROFESSIONAL PROFILE?

Number of participants: 140

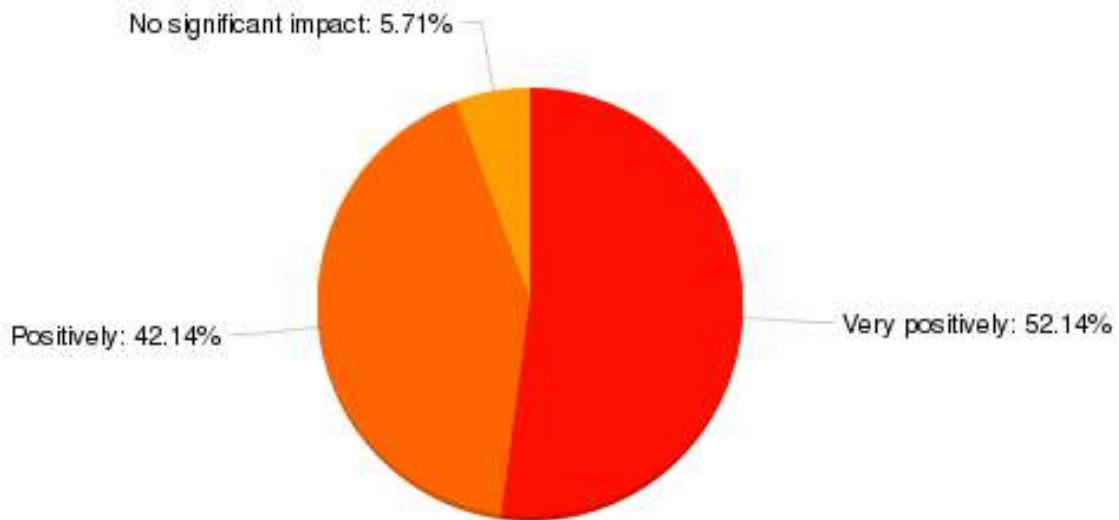
71 (50.7%): Very positively
53 (37.9%): Positively
16 (11.4%): No significant impact
- (0.0%): Negatively



9. HOW DID YOUR ERMA EXPERIENCE IMPACT ON YOUR EDUCATIONAL PROFILE?

Number of participants: 140

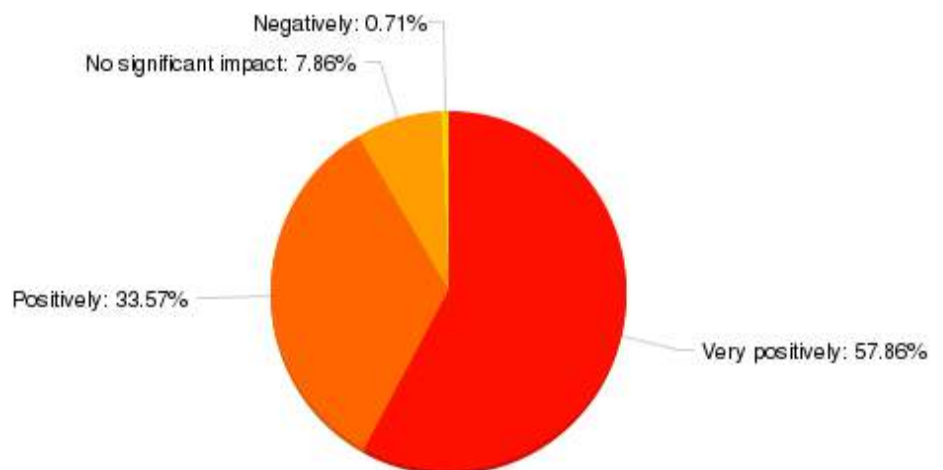
73 (52.1%): Very positively
59 (42.1%): Positively
8 (5.7%): No signif. impact
- (0.0%): Negatively



10. HOW DID YOUR ERMA EXPERIENCE IMPACT ON YOUR PERSONAL LIFE?

Number of participants: 140

81 (57.9%): Very positively
47 (33.6%): Positively
11 (7.9%): No signif. impact
1 (0.7%): Negatively

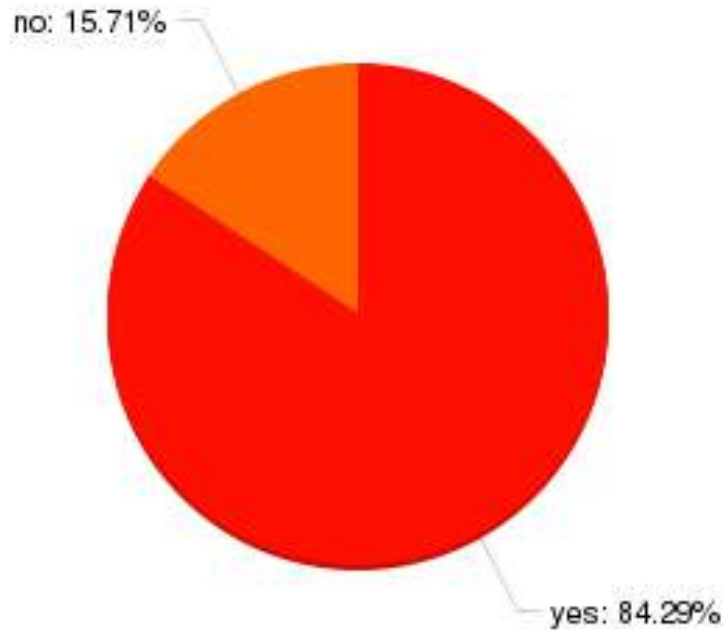


11. WOULD YOU LIKE BE DIRECTLY INVOLVED IN THE ACTIVITIES OF THE ERMA ALUMNI ASSOCIATION?

Number of participants: 140

118 (84.3%): yes

22 (15.7%): no



ERMA Tutors Team

25th October, 2016